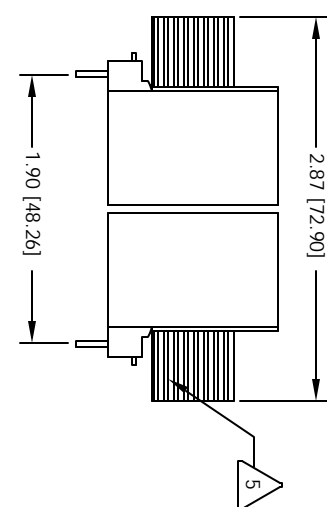
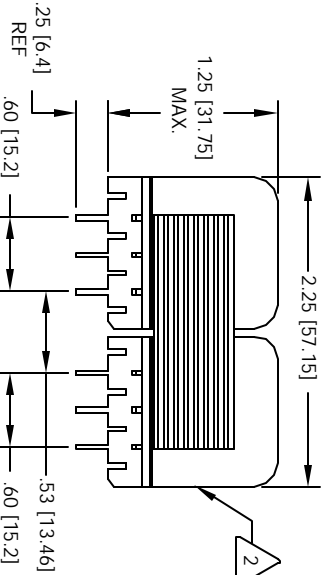
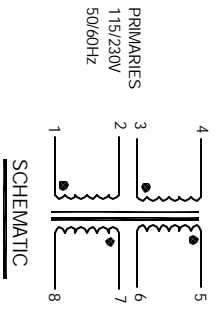


The information contained in this drawing is the sole property of CWS/Specialist. Any reproduction in part or whole without written permission of CWS/Specialist is prohibited.

REVISION HISTORY

REV	ECN	DESCRIPTION	BY	DATE	CHK	DATE
A		PRODUCTION RELEASE	TKR	4/13/05	JLJU	4/13/05



5 WHERE SHOWN, USING A PERMANENT MARKING METHOD MARK PART NUMBER AND REVISION

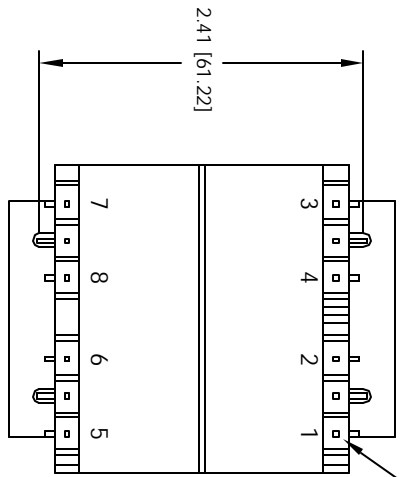
4 CONTACT CWS FOR MORE INFORMATION BUT NOT CERTIFIED OR TESTED BY THESE AGENCIES DESIGNED TO MEET UL, CSA, TUV STANDARDS, CONCENTRIC CONSTRUCTION

3 PRIMARY INPUT VOLTAGE (2+3) = 230 VAC, 50/60 HZ
PRIMARY INPUT VOLTAGE (1+3, 4+2) = 115 VAC, 50/60 HZ
PARALLEL CONNECTION (5+7,6+8) = 17V @ 1.40 A
SERIES CONNECTION (6+7) = 34V C.T. @ 700 mA
SECONDARY RMS RATING:-
VOLT-AMPERES RATING = 24 VA
SPECIFICATIONS @ 25°C

2 WIRE: UL RECOGNIZED 130°C RATED MAGNET WIRE
CWS BYTEMARK OR OTHER APPROVED PART
CORE: 50 Hz / 60 Hz LAMINATION

1 BOBBIN RATING CLASS B (130°C) REQUIRED
MATERIAL: UL RECOGNIZED 94V-0 FOR FLAMMABILITY

NOTES: UNLESS OTHERWISE SPECIFIED,
READ NOTES FROM BOTTOM TO TOP



FRONT VIEW

SIDE VIEW

QTY	CODE	MFG. P/N	DESCRIPTION	ITEM NO.
	IDENT		PARTS LIST	
			CWS Coil Winding Specialist	
			1510 E. Edinger Ave. Unit B, Santa Ana, CA 92705	
			Power Transformer	
			EPL Series, 24V, 1.250" High	
			SIZE [DIM. NO.]	REV
			B	A
			SCALE	
			1=1	
			SHEET 1 OF 1	